

ROYAL SYDNEY YACHT SQUADRON

OPENING DAY PARADE OF SAIL

Dress Flags are available from the Sailing Office for members wishing to participate in the Parade of Sail. Bookings are essential as numbers are limited.

How to dress your vessel:

Dressing consists of stringing the flags of the International Code from the bow (stem), (then from the masthead to masthead, where the vessel has more than one mast), and then fixed at the stern (gaff).

In general the flag order, reading from the bow, should be:


E, Q, p3, G, p8, Z, p4, W, p6, P, p1, I, Code (AP), T, Y, B, X, 1st Sub, H, 3rd Sub, D, F, 2nd Sub, U, A, O, M, R, p2, J, pO, N, p9, K, p7, V, p5, L, C, S

In a single-masted vessel the line from the bow to the masthead can finish with the 3rd sub and the line from the masthead to the stern carried on from D.

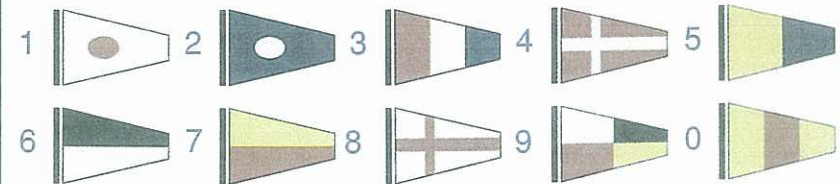
The Australian National Flag (blue) or the Australian Red Ensign should be worn on the stern, and can also be flown from the masthead. Your Club ensign, racing or private flags (such as the Boxing Kangaroo) can be flown from the yards or equivalent position.

For more information please contact the
RSYS Sailing Office.

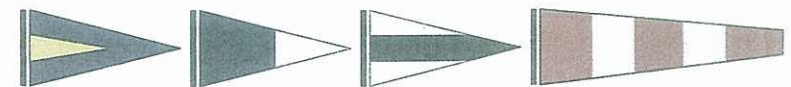
INTERNATIONAL CODE FLAGS



NUMERAL PENNANTS



SUBSTITUTES



1st SUBSTITUTE

2nd SUBSTITUTE

3rd SUBSTITUTE

ANSWER PENNANT